



PRODUCT CHANGE NOTICE

Original Equipment Industries



Change Notice No. 197

Implemented By: Chad Krowas

Notification By: Jeff Oettinger

Date: 12/1/15

Effective: 12/1/15

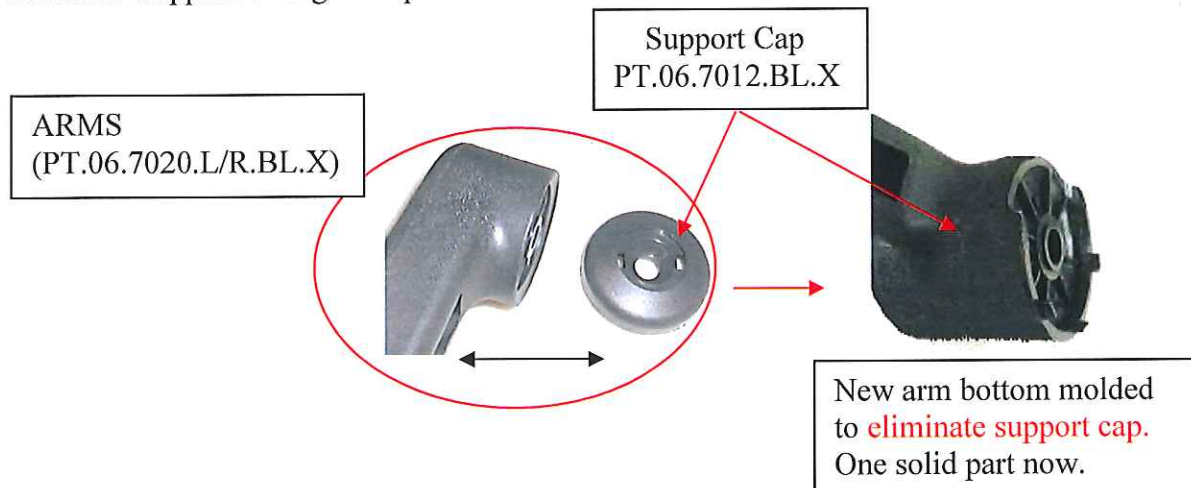
ECN: # 13760

Component Product Title: Navigator Nesting Arm Modification.

Description of Change: Component molded from two parts to one part on the arm. **Eliminate Support Cap Part Number PT.06.7012.BL.X in ARM BOM ONLY.**

Arm screw to frame - PT.12.7001.X (1.25X55mm) is now (1.25X50mm), slightly shorter in length. Part Number stays the same.

Reason: Supplier change and parts consolidation.



Action Required:

- Customers who order by components change to new part number on PO's to OEI.
- Customer who order by model numbers, you will receive new parts in BOM.
- Customers who have inventories of old parts use up as a running change.
- Customers replace flow charts in project books with new charts.

Customer Notification: AR, CO, FL, GA, ID, IL, IA, KY, LA, MD, MI, MN, MS, NE, NV, NJ, NM, NY, ND, OH, OR, RI, SC, TX, UT, VA, WV, WI

JEFF OETTINGER | Manufacturing Engineer
OEI Work 920.468.2775 | Mobile 920.371.3005 | Fax 920.468.2633
Email jeff.oettinger@oei-inc.com


PLEASE DISTRIBUTE TO ALL RELEVANT PERSONNEL

OEI ASSEMBLY INSTRUCTIONS


Document #:	NAVIGATOR
Project Engineer:	Joetinger

PRODUCT LINE:	NAVIGATOR
Date Revised:	11/30/15

Work Description REFERENCE ONLY
Navigator Assembly Page 5



25 After back holes are drilled, trim any burrs created by the drilling process.



26 Insert two (2) set screws into holes. Part # PC.12.5055. Ensure the head is flush with the surface and not driven all the way down.



28 Install PT.06.7024.XX.X screw cap on both sides.

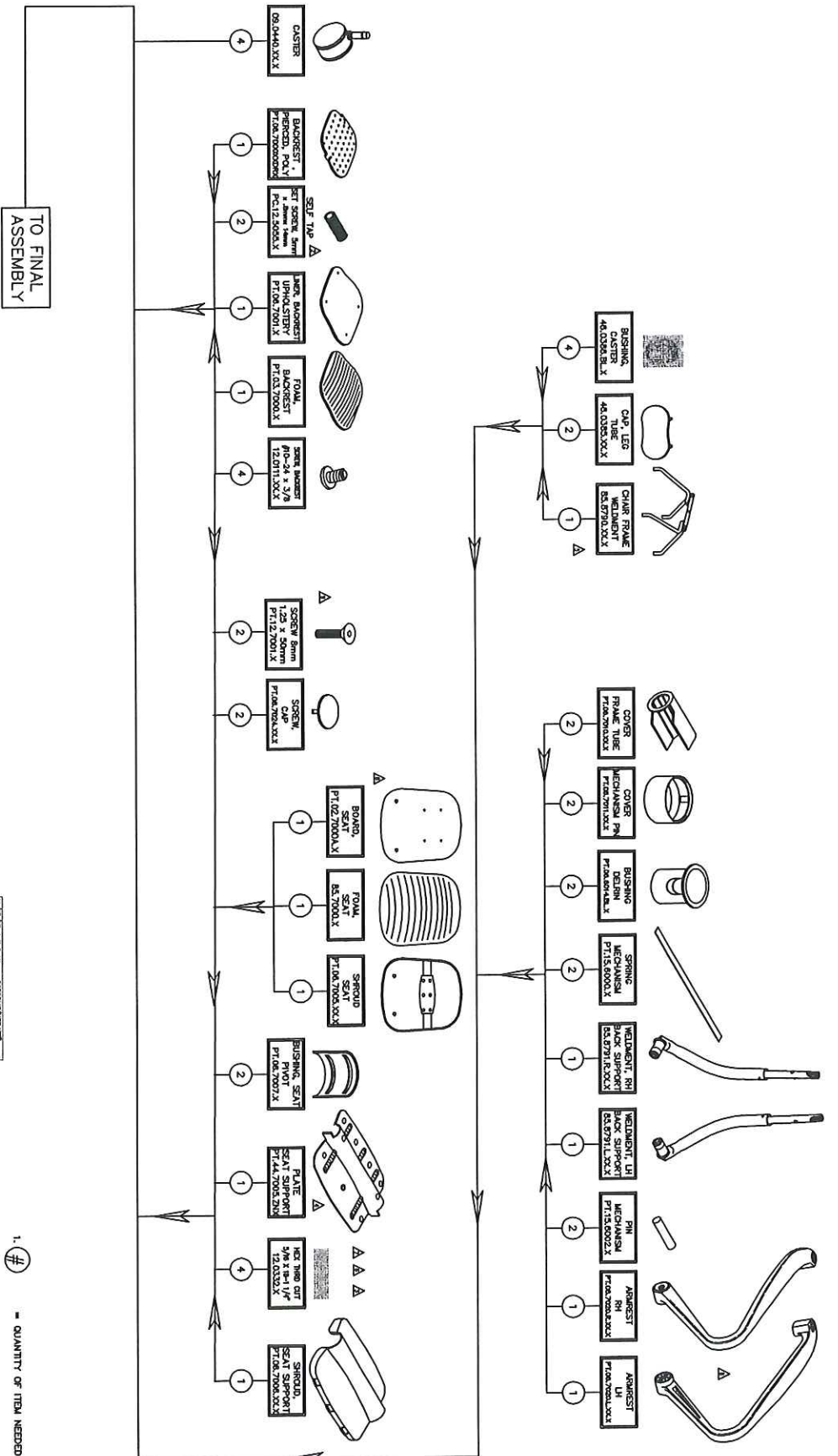


29 No arm chairs. Add support cap (PT.06.7012.XX) (A) on both sides of chair and attached with 46.3367.XX.X Tube End Cap (B).



30 Attach arm and using two (2) hex screws (PT.12.7001).

NAVIGATOR
UPHOLSTERED BACK ARMCHAIR



1. (#) = QUANTITY OF ITEM NEEDED PER CHAIR.

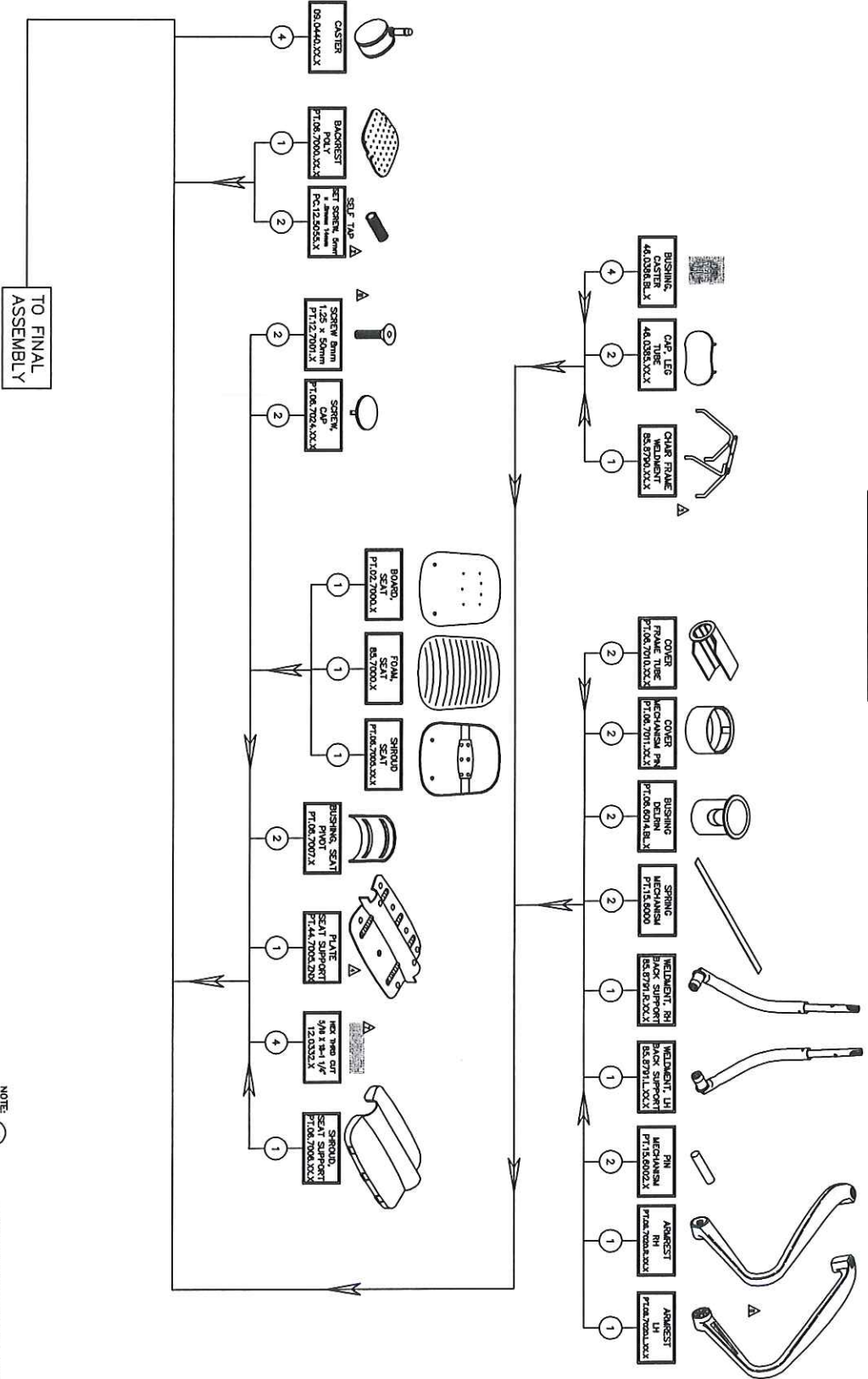
REV	DATE	BY	DESCRIPTION	REVISIONS
1	6/9/73	J.D.	Initial issue	
2	11/29/76	J.D.	Change to meet military specification	

TOLERANCES	PART	NAVIGATOR
FINISHES	UPH.	BACK CHAIR ARM CHAIR
DATE	6-29-01	DRWING BY L. CORCORAN
SCALE	NONE	CAD NO. 62901D
CHK'D BY	ONE	NO.
APP'D BY		

NOTE: This drawing is the property of DEI and shall remain the property of DEI. It is to be used for the manufacture of the product only. It is not to be used for any other purpose without the written consent of DEI.	DESIGN	Tolerance On The Go
	PART NO.	082901-1D
	REV.	8



NAVIGATOR POLY BACK ARMCHAIR



REVISED AND CHANGE INFORMATION		TRANSACTIONS		PART NAVIGATOR	
DATE	BY	DESCRIPTION	REVISION	DATE	DESCRIPTION
10/24/91	JG	Initial issue for assembly - 11 items	1	07-03-91	REWORK L. GORGOENT
07/24/91	JG	Change to drawings and items to	2		

SCALE:	NONE	CAD NO.:	0703012D
CRTD BY:	JG	CAD NO.:	
CHK:			
APP'D:			

NOTE: 1. (#) - QUANTITY OF ITEM NEEDED PER CHAIR.

REVISED AND CHANGE INFORMATION

TRANSACTIONS

PART NAVIGATOR

DATE: 07-03-91

REWORK L. GORGOENT

SCALE: NONE

CAD NO.: 0703012D

CRTD BY: JG

CAD NO.:

CHK:

APP'D:

NOTE: 1. (#) - QUANTITY OF ITEM NEEDED PER CHAIR.

REVISED AND CHANGE INFORMATION

TRANSACTIONS

PART NAVIGATOR

DATE: 07-03-91

REWORK L. GORGOENT

SCALE: NONE

CAD NO.: 0703012D

CRTD BY: JG

CAD NO.:

CHK:

APP'D:

NOTE: 1. (#) - QUANTITY OF ITEM NEEDED PER CHAIR.

REVISED AND CHANGE INFORMATION

TRANSACTIONS

PART NAVIGATOR

DATE: 07-03-91

REWORK L. GORGOENT

SCALE: NONE

CAD NO.: 0703012D

CRTD BY: JG

CAD NO.:

CHK:

APP'D:

NOTE: 1. (#) - QUANTITY OF ITEM NEEDED PER CHAIR.