

Product Bulletin

To: OEI Production, OEI Sales – Internal, OEI Sales - Field

From: Blaine Ullmann
OEI Manufacturing Engineer

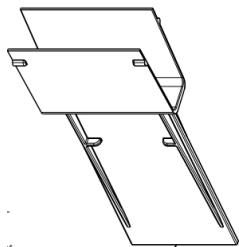
Date: 1-15-20

RE: PowerWorks - Light Blocks for Assembled Half and Full Posts

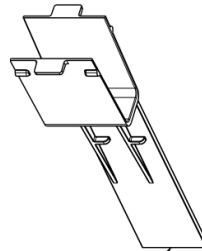
Effective immediately, the plastic Top Light Block for the PowerWorks Full Post (Part# 46.0047) and the plastic Top Light Block for the PowerWorks Half Post (Part# 46.0048) are being eliminated. The paper Light Block for the Full Post (Part# 46.0045) and the paper Light Block for the Half Post (Part# 46.0046) will now extend to the top of the metal posts and include a Foam Vertical Post Light Block Retainer (Part# 46-5510) to prevent the Paper Light Block from falling out during shipping.

The Foam Vertical Post Light Block Retainer must be removed before installation of all posts at customer's site. If the customer has both the old Plastic Light Blocks and the new extended Paper Light Block, the Plastic Light Blocks can still be used, just trim 4" off of the Paper Light Block when installing.

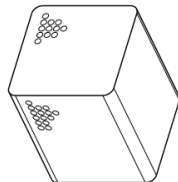
If you have any questions, please contact: **Blaine Ullmann – OEI Manufacturing Engineer**



Plastic Light Block – Full Post
Part# 46-0047



Plastic Light Block – Half Post
Part# 46-0048



Vertical Post Light Block Retainer
Part# 46-5510

The assembled Full and Half posts and the Stacker Full and Half posts will look like the ones pictured below with the Light Block Retainer installed for shipping purposes.



Light Block Retainer to be removed before Post installation

Assembled Full Post
Part# 46.0000.Length



Light Block Retainer to be removed before Post installation

Assembled Half Post
Part# 46.0001.Length



Light Block Retainer to be removed before Post installation

Assembled Full Post – Stacker
Part# 46.0000.12,18,24



Light Block Retainer to be removed before Post installation

Assembled Half Post – Stacker
Part# 46.0001.12,18,24